



SCHOOL VALUATION FRAMEWORK

Planning Area:	Orillia
School:	St. Bernard's
Address:	255 Oxford St
Original Construction Year:	1957
Year of Additions/Renovations:	1960, 1962, 1968, 1993
On-The-Ground Capacity:	213
Building Size - GFA (m2):	2,973
Site Size (Ha):	2.83
PAC Chair:	Darren Schmidt
Principal:	Richard Foshay
Date:	24-Feb-09






1.0 VALUE TO THE STUDENT

1.1 Range of Program Offerings and Staff

Is there suitability of facilities for students' program needs? (ie. Gym, stage, library):	No
Does the school have the following spaces:	
Does the school provide English-as-a-Second Language (ESL) programming?	No
Does the school have a fulltime librarian?	no
Does the school have a fulltime Principal?	Yes
Does the school have a fulltime Vice Principal?	No
Does the school have a fulltime Gym Teacher?	No
Does the school have a fulltime Music Teacher?	No
Does the school have change rooms?	Yes- inadequate
Does the school have SERT/LRT staff? (ie. Learning Resource Teacher)	yes
Is this the only school for these grades within the area of schools in this study JK-12?	no
Is there a daycare full day or before/after care facility within the school?	no
Does the school have grade splits? Percentage of how many classes/student?	30% yes
Why do the splits exist? (ie. Population, \ capping)	capping
What specialized programs or opportunities have been created or offered to the students at this school?	
Turnaround literacy, technology te, smart boards (3) "Be One", breakfast club, roots of empathy, forest of reading, math manipulatives, silver birch, red maple.	
How often do the students receive Physical Education?	daily
How often do the students receive vocal music programming?	biweekly
How often do the students receive instrumental programming?	NA
How many computers are available to the student on a per pupil basis?	0.20
Additional Comments:	






1.2 Proximity of the School to Students / Length of Bus Ride

What is the percentage of students bused to school?	44%
What is the longest bus ride to school for any student?	75 min
What is the average bus ride to school?	27 min
What is the average walk distance for students at the school?	1 km
Additional Comments:	

1.3 Adequacy of School & School's Grounds

Does the school have hard surfaced outdoor play area(s)?	yes inadequate
Does the school have playing field(s) (ie. Soccer, etc.)	yes
Does the school have available open green space? If yes, what is the size? (calculate square footage per pupil using school enrolment)	yes
66 m2 per pupil	
Does the school have a track?	yes
Does the school have outdoor Kindergarten facilities? Please describe.	yes
Fenced Playground very close to roadway	
Can the school support new technology (wiring for computers etc.)	yes
Is the school Air Conditioned?	no
Does the school have mechanical ventilation?	no
Additional Comments:	





1.4 Safety of School Site

Are there safety issues related to the facility or site?	yes
Are there security cameras installed?	no
Does the school have an appropriate communication system? (ie. for Emergencies)	no
Does the school have an alarm/alert system in place to protect the staff & students? (ie. PA System)	yes
Is there a safe route for pedestrian and vehicular traffic flow on site?	no
Is there a safe route for pedestrian and vehicular traffic off site?	no
Does the school have a health room?	no
Does the school have crossing guards? (#)	no
Is the playground fenced and gated?	yes
What is the proximity to an evacuation site?	500 m
Are there impediments to adequate supervision for students? (ie. Landscaping)	no
Is additional supervision provided at the school?	yes
Does the school have a record of incidence (ie. violence/vandalism, etc.)?	yes
Are there programs at the school to address the above record of incidences? (comment on the frequency)	yes
D.A.R.E	
Additional Comments: additional supervision-P.S.P Knights of Columbus, additional supervision at dismissal. Kindergarten area is less than 5m from busy road.	



1.5 Barrier Free

Does the school have barrier free washrooms for students?	No
Does the school have barrier free washrooms for staff?	No
Does the school have a barrier free entrance?	No
Does the school have change table/room?	Yes
Does the school have elevator?	No
Is there furniture & equipment in the school to accommodate special needs & special education students?	Yes
Is there furniture & equipment in the school to accommodate accessibility needs of staff?	no
Additional Comments: <i>inadequate special needs and accessibility to facility</i>	

1.6 Range of Extracurricular Activities & Student Participation

Does the school have a program of Boy's Intramural Sports?	No
<i>List:</i>	
Does the school have a program of Girl's Intramural Sports?	No
<i>List:</i>	
Does the school have a program of Co-ed Intramural Sports?	Yes
<i>List:</i>	
Does the school have a program of Boy's Interschool Sports?	Yes
<i>See list</i>	
Does the school have a program of Girl's Interschool Sports?	yes
<i>see list</i>	
Does the school have a program of Co-ed Interschool Sports?	yes
<i>see list</i>	
Do students have an opportunity to participate in non-athletic school clubs?	yes
<i>see list</i>	
Is the school within close proximity to cultural opportunities? (ie. Museum, Library, Recreation Centre)	yes
<i>Brian Orser, Tudhope Park, Stephen Leacock home, Barnfield Rec. Center. Kitchener Park.</i>	
Additional Comments:	





1.7 Student Outcomes at the School

Are the EQAO Test Results Greater Than, Equal To or Less Than the board average?		
· Grade 3 (Reading)	<i>greater than</i>	9
· Grade 3 (Writing)	<i>less than</i>	-13
· Grade 3 (Mathematics)	<i>less than</i>	-5
· Grade 6 (Reading)	<i>equal than</i>	0
· Grade 6 (Writing)	<i>greater than</i>	2
· Grade 6 (Mathematics)	<i>less than</i>	-16

	Last 3 year Avg. (2005-08)	Results 2007/08	Cohort Size
EQAO - Primary Reading	53	70	} 27
EQAO - Primary Writing	52	52	
EQAO - Primary Mathematics	54	63	
EQAO - Junior Reading	64	68	} 34
EQAO - Junior Writing	45	71	
EQAO - Junior Mathematics	36	44	
Additional Comments:			



2.0 VALUE TO THE SCHOOL BOARD

2.1 Physical Space to Support Student Learning

Number of classrooms in the school:	11
Is there currently sufficient permanent space to accommodate all students:	no
Does the school have the following spaces:	
Library/Resource Centre? (<i>out dated</i>)	yes
Gymnasium?	yes
General Purpose Room/ Stage?	no
Dedicated programming space such as Special Education &/or resource withdrawal	yes
Other:	
Additional Comments: <i>Inadequate facility for all of the above</i>	

2.2 Location of School

What is the percentage of students bused to school?	44%
What is the longest bus ride to school for any student?	75 min
What is the average bus ride to school?	27 min
What municipal services are provided to the school?	municipal
Is there a new housing development / growth potential within the school catchment area?	Yes
Is the school the only school within the Community?	No
Additional Comments:	





2.3 Condition and Costs of Operation

What is the ratio of the current renewal needs for the school, to the school's replacement cost?	\$3,212,000	\$3,284,393
Over the next 10 years, what will the ratio of the total Renewal needs for the school, to the school's replacement cost?		*
What is the Facility Condition Index rating of the school?	97.80%	
What is the cost to upgrade the school to meet learning objectives, compared to the replacement cost of the school?	\$ 8,500,000	\$3,284,393
School Administration - Does imputed grant revenue exceed expenditures?	Yes	\$1,514
School Operations - Does imputed grant revenue exceed expenditures?	Yes	\$47,501
Student Transportation - Does imputed grant revenue exceed expenditures?	No	\$48,846.47
Does the school have hard surfaced outdoor play area(s)? If yes, what is the size? (calculate square footage per pupil using school enrolment)	Yes	3,083 m² 11m²/p
Does the school have playing field(s) (ie. Soccer, etc.)	Yes	
Does the school have available open green space? If yes, what is the size? (calculate square footage per pupil using school enrolment)	Yes	18,517 m² 66 m²/pupil
Does the school have sufficient parking? (provide number of parking spaces)	No	
What are the capital requirements in terms of renewal, additions, new schools or program enhancements?	357 pp	\$ 8,500,000
Can the school support new technology (wiring for computers etc.)	Yes	
Is the school Air Conditioned?	No	
Does the school have mechanical ventilation?	No	
Additional Comments: Transportation Revenue = \$141,232.19, Transportation Costs = \$190,078.66		

2.4 Safety

Are there safety issues related to the facility or site?	Yes
Are there security cameras installed?	No
Does the school have a record of incidence (ie. violence/vandalism, etc.)?	Yes
Are there programs at the school to address the above record of incidences? (comment on the frequency)	Yes
D.A.R.E., "Be One" Awards	
Additional Comments: Monthly occurrence	






2.5 Enrolment versus Available Space

What is the current school enrolment?	281
What is the pupil capacity of the school?	213
What is the total number of current staff at the school?	29
Maximum number of portables?	6
What is the utilization rate for the school?	131%
Does the utilization rate for the school exceed the capacity of the building?	yes
Is there potential for an addition?	yes
Is there an ability to expand the Parking?	yes
Does enrolment at the school exceed the surplus space in adjacent schools?	no
Additional Comments: Guardian Angels, Foley	

2.6 Uniqueness of the School

Have these specific students been relocated by past accommodation/boundary changes?	no
Are there alternate schools that students/parents could select to attend (ie. private or other)?	yes
Is turnover in staff an issue at the school?	no
Does the facility have historic value in the broader community?	yes
Does the school have a Chapel?	no
Has an identified culture &/or uniqueness been established by this school? (ie. Eco schools, rural farming, etc.)	no
To what extend do volunteers support the school programs? After school sports and community service hours	
To what extend do parents/committees support the school programs? Greatly	
Additional Comments:	



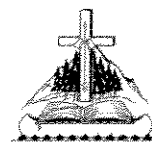


2.7 Student Outcomes at the School

Are the EQAO Test Results Greater Than, Equal To or Less Than the board average?		
· Grade 3 (Reading)	<i>greater than</i>	9
· Grade 3 (Writing)	<i>less than</i>	-13
· Grade 3 (Mathematics)	<i>less than</i>	-5
· Grade 6 (Reading)	<i>equal than</i>	0
· Grade 6 (Writing)	<i>greater than</i>	2
· Grade 6 (Mathematics)	<i>less than</i>	-16

	Last 3 year Avg. (2005-08)	Results 2007/08	Cohort Size
EQAO - Primary Reading	53	70	} 27
EQAO - Primary Writing	52	52	
EQAO - Primary Mathematics	54	63	
EQAO - Junior Reading	64	68	} 34
EQAO - Junior Writing	45	71	
EQAO - Junior Mathematics	36	44	

Additional Comments:





3.0 VALUE TO THE COMMUNITY

3.1 Community Use

Is this the only facility in the vicinity that could be used by community groups for indoor activities?	No
Are the school's grounds formally used on a regular basis by community groups for outdoor activities?	Yes
Are the school's grounds informally used on a regular basis by community groups for outdoor activities?	Yes
List the community groups which use the school/school grounds and the number of hours used for the school year:	
	# of hours: Fees paid:
Ramara Soccer, Polling Station, Ontario Early Years	1 Yes
Soccer Club	5 Yes
What is the average indoor community Use of the school in terms of hours per week? 1 hour	
What is the average indoor school extra-curricular use in terms of hours per week? 10 hours per week	
Is this the only playing field in the vicinity that could be used by community groups? No	
Additional Comments:	



3.2 Partnership Opportunities

Is the school a partner in other governmental initiatives within the community? (ie Best Starts, Early Years, Community Library, Community Use Room, Etc.)	yes
Does the school encourage partnerships with the local community? (ie. Nursing homes)	yes
Does the school put on productions for the community?	No
Is the school used to provide programs for both students and community members? (ie. International languages) (list)	yes
Does the school site provide the only available parking for local parks and community use?	No
Is there a daycare full day or before/after care facility within the school?	No
To what extent do volunteers support the school programs? (ie. Highschool volunteer hours)	See 3.1
To what extent do parents/committees support the school programs? (ie. Parent Council)	See 3.1
Additional Comments:	



3.3 Community Connections

Is the school in proximity to a Catholic Church?	No
Does the school have a Chapel?	No
Does the facility have historic value in the broader community?	Yes
Does the school have a record of incidence (ie. violence/vandalism, etc.)?	Yes
Does the school play an important role in attracting &/or keeping families in the community?	Yes
Additional Comments: <i>We use our auditorium as our chapel monthly and for special occasions ie Ash Wednesday</i>	



4.0 VALUE TO THE LOCAL ECONOMY

4.1 To what extent does local business support the school?
(ie. Thru donations 'Eat Well to Excel')

Breakfast Club, Nevada, School Events donations, Eat Well to Excel

4.2 To what extent is the school utilizing business &/or services within the community?

List

To support school functions, business donations community evenings, (parent nights), winter carnival fundraising.

4.3 Is the school involved in other partnership arrangements with local businesses? (ie. Fundraising)

Yes

List

Leadbetters Meats, Nevada

4.4 Is the school within close proximity to cultural opportunities? (ie. Museum, Library, Recreation Centre)

Yes

List

Leacock Home, Barnfield Rec center, Tudhope, Brian Orser Arena, Kitchener Park

4.5 Is the school the only school within the Community?

No

4.6 Is the school the only Catholic school within the Community?

Yes

4.7 What percentage of staff at the school reside in the area?

95%